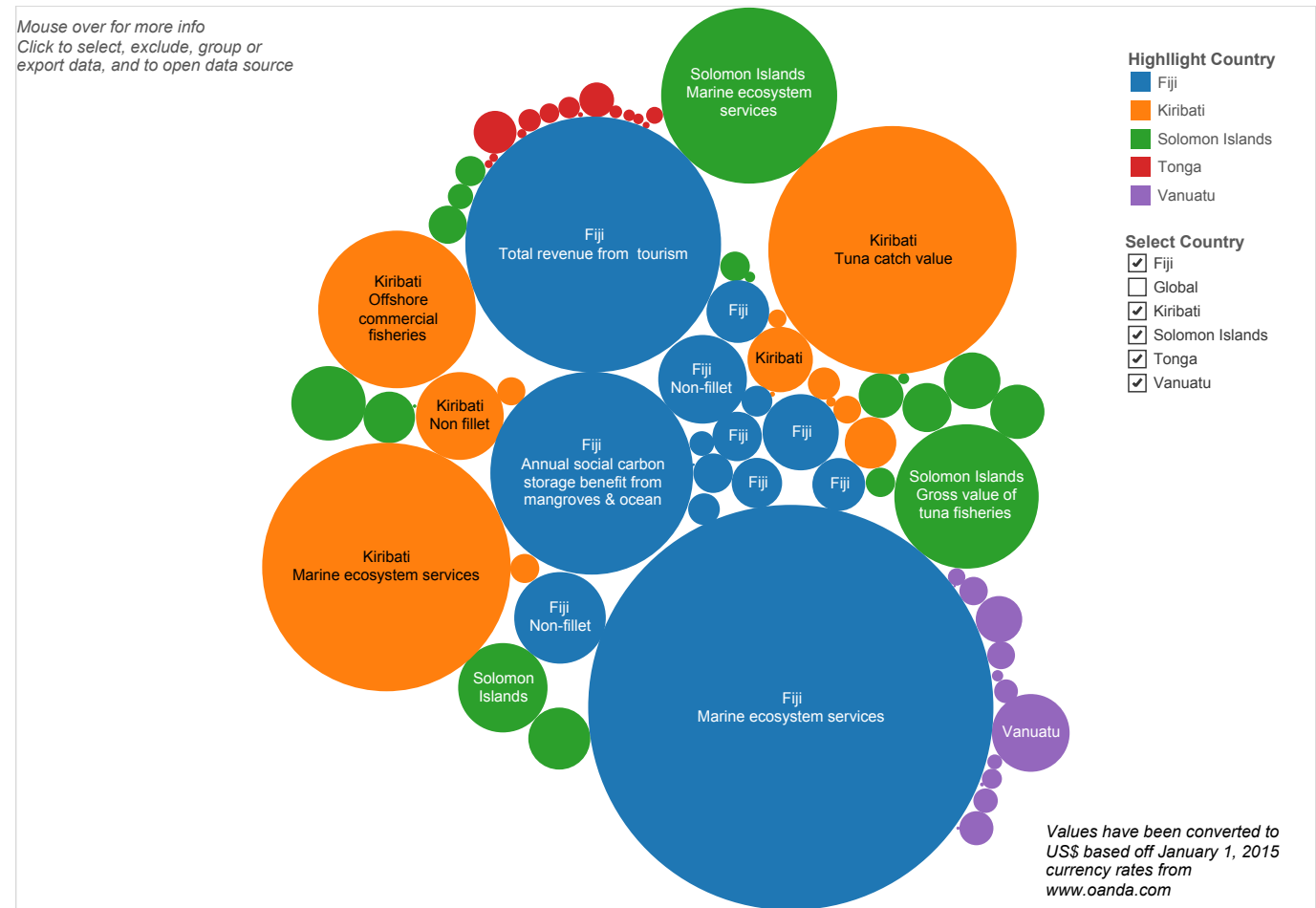


Explore Marine Ecosystem Service Values

Explore the scale of marine ecosystem values in countries...	...and by type of ecosystem service...	...understand how the values compare...	...appreciate the total economic importance...	...recognize the importance of inshore values...	...see what Tuna values are retained by countries..	...and comp are ..
--	--	---	--	--	---	--------------------

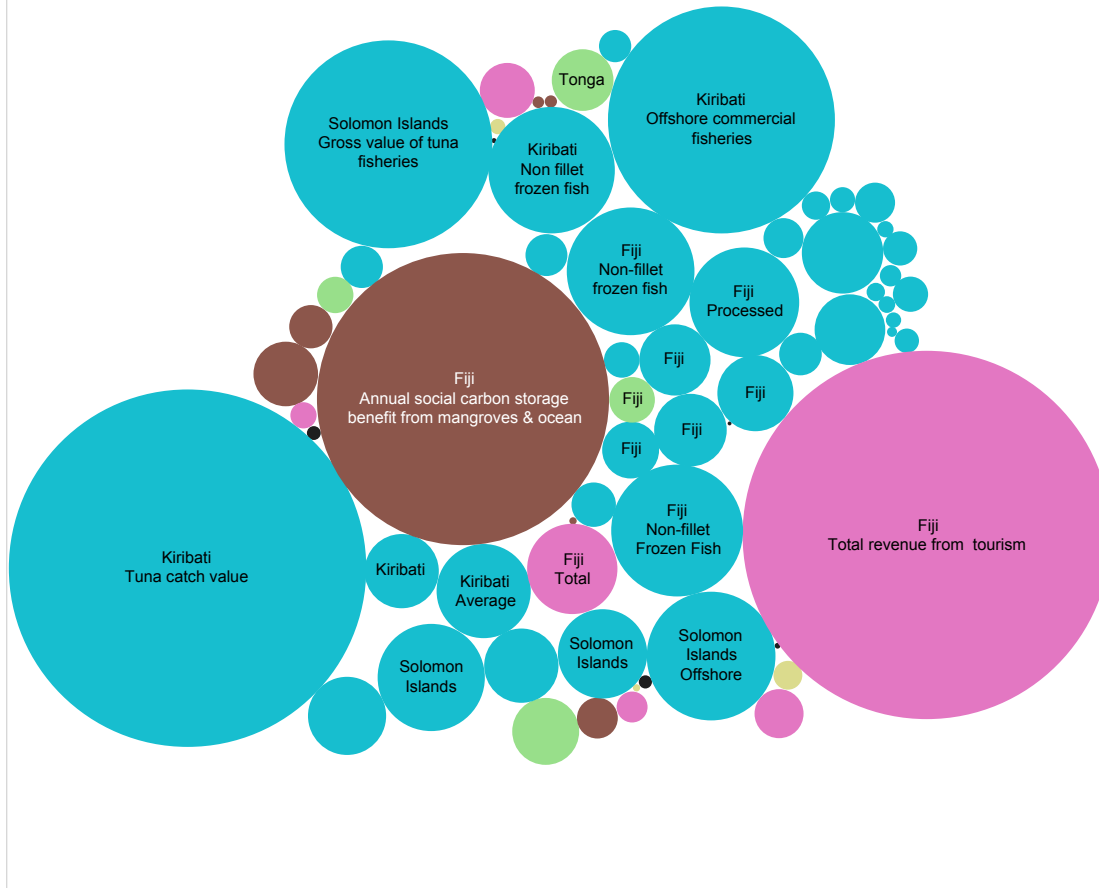


Value (us\$)
44,139.3 to 78,688,568,585

Explore Marine Ecosystem Service Values

Explore the scale of marine ecosystem values in countries...	...and by type of ecosystem service...	...understand how the values compare...	...appreciate the total economic importance...	...recognize the importance of inshore values...	...see what Tuna values are retained by countries..	...and comp are ..
--	--	---	--	--	---	--------------------

Mouse over for more info
Click to select, exclude, group or export data, and to open data source



Highlight Ecosystem Service

- Carbon Storage
- Coastal protection
- Fish
- Mining
- Research, management & e..
- Tourism

Select Ecosystem Service

- Carbon Storage
- Comparative value
- Coastal protection
- Fish
- Mining
- Other
- Research, management & ed..
- Total marine ecosystem servi..
- Tourism

Select Country

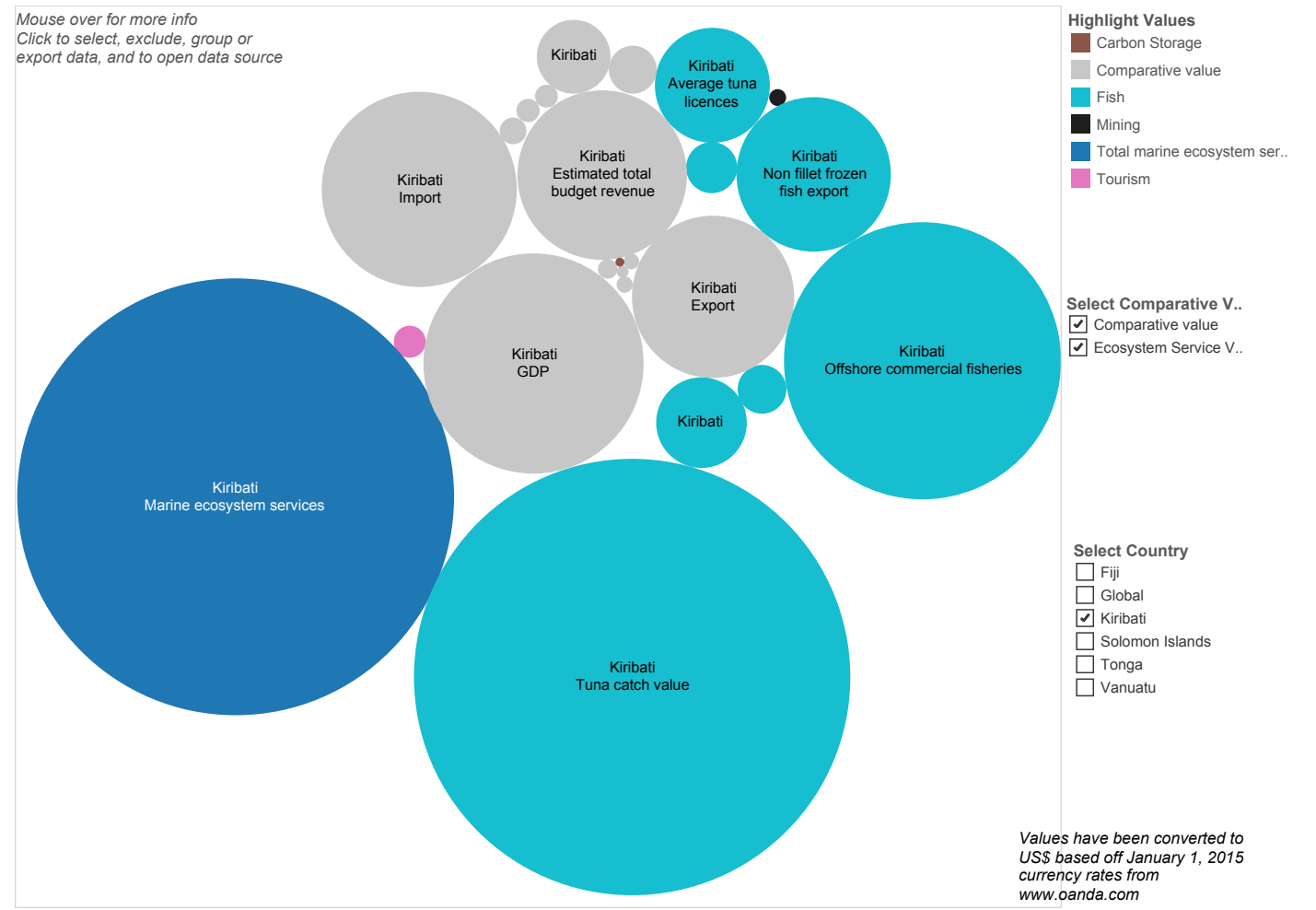
- Fiji
- Global
- Kiribati
- Solomon Islands
- Tonga
- Vanuatu

Values have been converted to US\$ based off January 1, 2015 currency rates from www.oanda.com

Value (us\$)
44,139.3 to 1,745,550,000

Explore Marine Ecosystem Service Values

Explore the scale of marine ecosystem values in countries...	...and by type of ecosystem service...	...understand how the values compare...	...appreciate the total economic importance...	...recognize the importance of inshore values...	...see what Tuna values are retained by countries..	...and comp are ..
--	--	---	--	--	---	--------------------

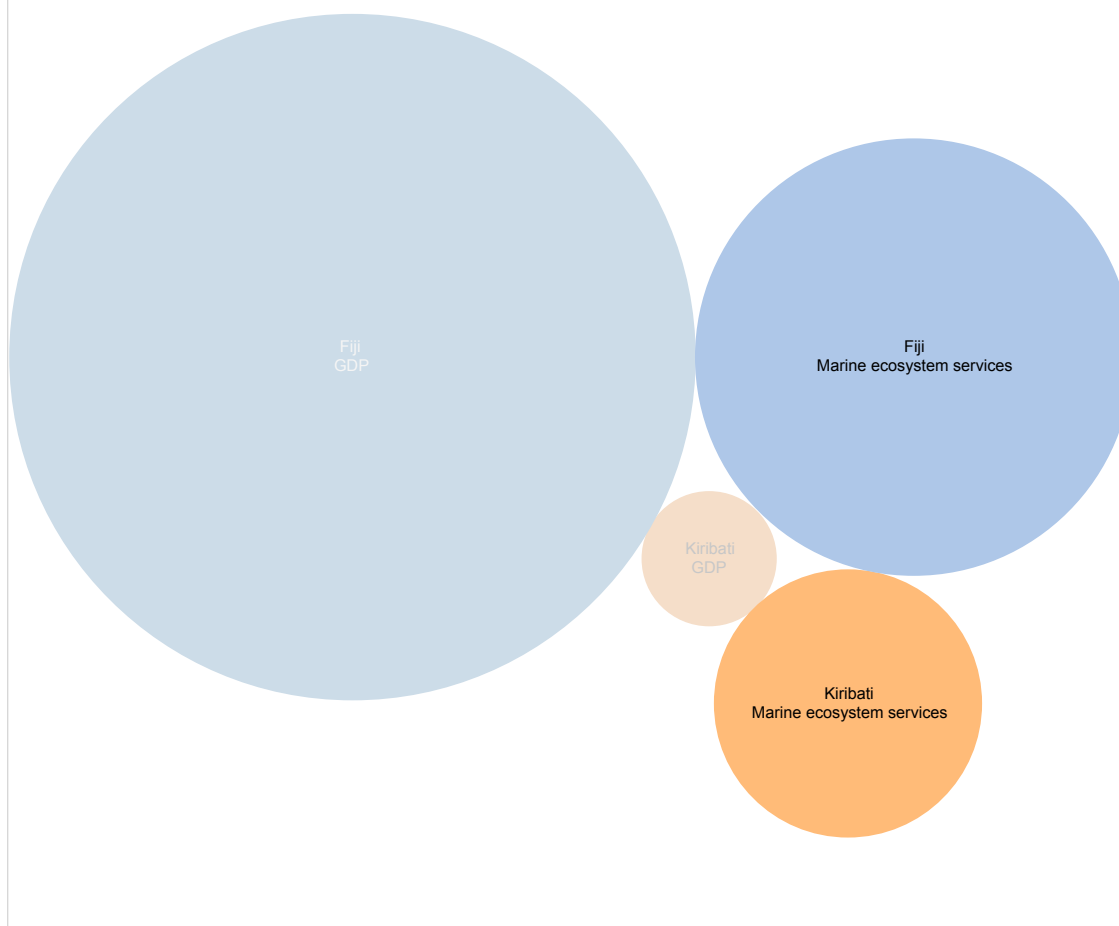


Value (us\$)
44,139.3 to 182,015,211,735

Explore Marine Ecosystem Service Values

- Explore the scale of marine ecos..
- ...and by type of ecosystem service...
- ...understand how the values compare...
- ...appreciate the total economic importance...
- ...recognize the importance of inshore values...
- ...see what Tuna values are retained by countries..
- ...and compare with global values.

Mouse over for more info
Click to select, exclude, group or export data, and to open data source



Highlight Country

- Fiji, GDP
- Fiji, Marine ecosystem services
- Kiribati, GDP
- Kiribati, Marine ecosystem services

GDP/MESV

- Null
- GDP
- Marine ecosystem ser..

Select Country

- Fiji
- Global
- Kiribati
- Solomon Islands
- Tonga
- Vanuatu

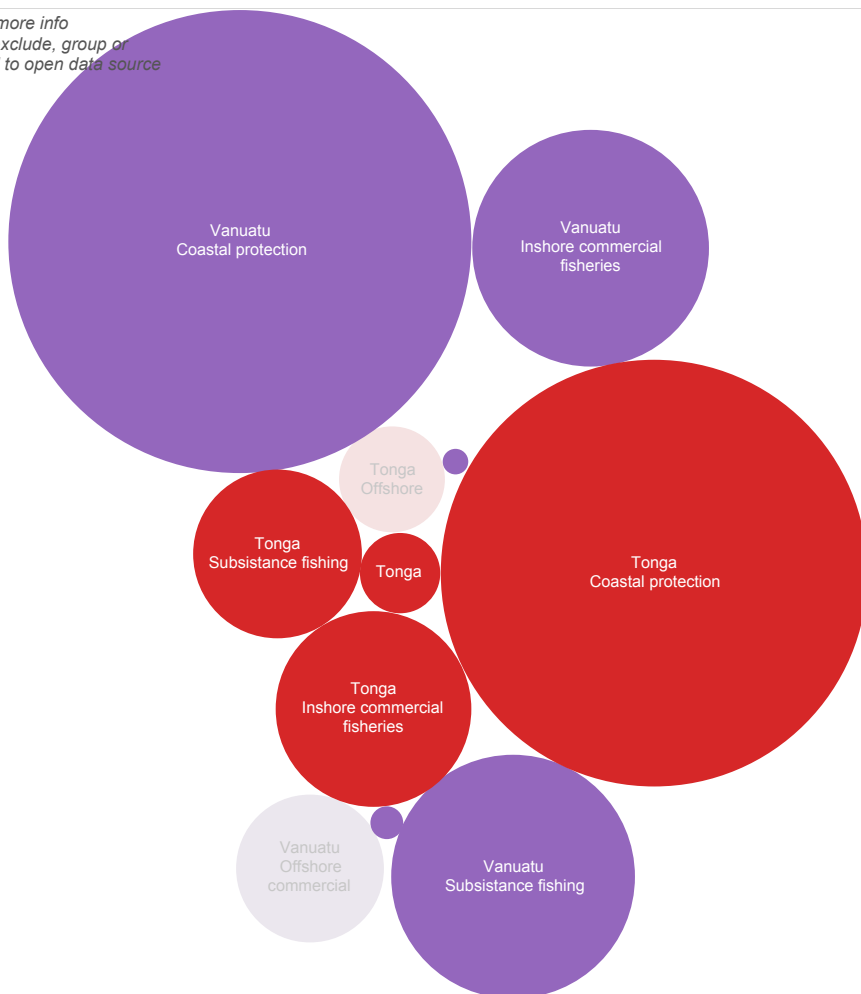
Values have been converted to US\$ based off January 1, 2015 currency rates from www.oanda.com

Value (us\$)
44,139.3 to 4,299,020,000

Explore Marine Ecosystem Service Values

...and by type of ecosystem service...	...understand how the values compare...	...appreciate the total economic importance...	...recognize the importance of inshore values...	...see what Tuna values are retained by countries..	...and compare with global values.	Data Table
--	---	--	--	---	------------------------------------	------------

Mouse over for more info
Click to select, exclude, group or export data, and to open data source



Inshore and Offshore values

- Tonga, Inshore
- Tonga, Offshore
- Vanuatu, Inshore
- Vanuatu, Offshore

Select Inshore/Offshore values

- Null
- Inshore
- Offshore

Select Country

- Fiji
- Global
- Kiribati
- Solomon Islands
- Tonga
- Vanuatu

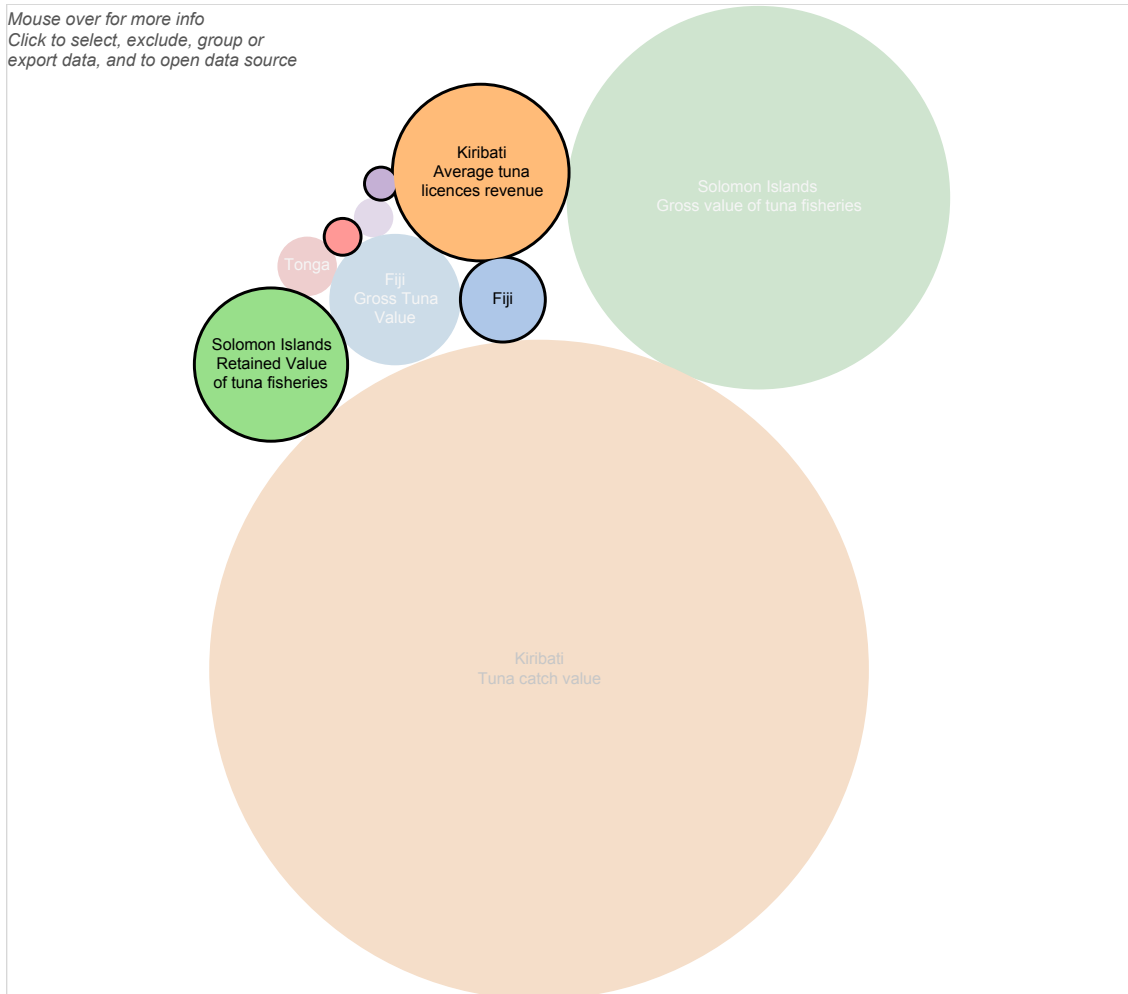
Values have been converted to US\$ based off January 1, 2015 currency rates from www.oanda.com

Value (us\$)
44,139.3 to 1,745,550,000

Explore Marine Ecosystem Service Values

...and by typeunderstand how the values compare...	...appreciate the total economic importance...	...recognize the importance of inshore values...	...see what Tuna values are retained by countries..	...and compare with global values.	Data Table
-------------------	---	--	--	---	------------------------------------	------------

Mouse over for more info
Click to select, exclude, group or export data, and to open data source



Highlight Tuna Values

- Fiji, Gross Value
- Fiji, Retained Value
- Kiribati, Gross Value
- Kiribati, Retained Value
- Solomon Islands, Gross Value
- Solomon Islands, Retained V..
- Tonga, Gross Value
- Tonga, Retained Value
- Vanuatu, Gross Value
- Vanuatu, Retained Value

Select Tuna Values

- Null
- Gross Value
- Retained Value

Select Country

- Fiji
- Global
- Kiribati
- Solomon Islands
- Tonga
- Vanuatu

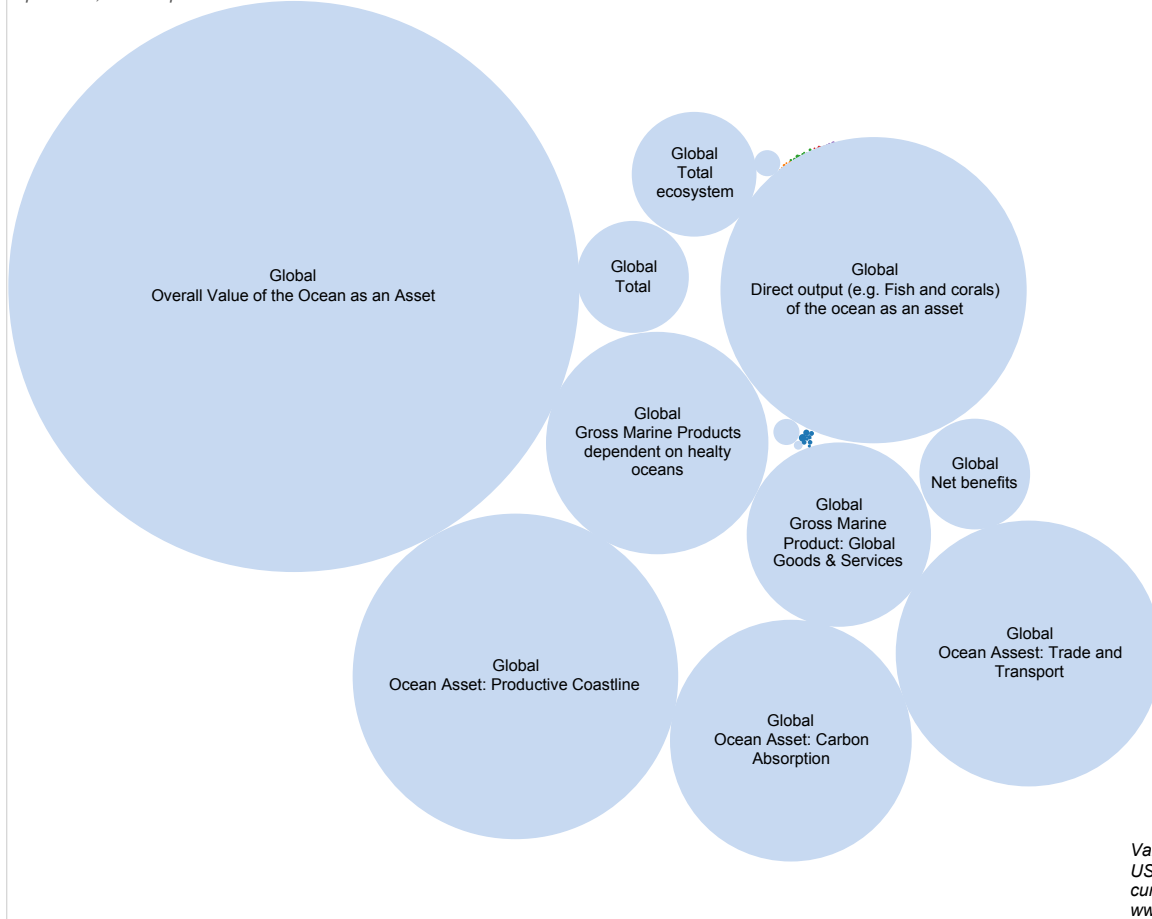
Values have been converted to US\$ based off January 1, 2015 currency rates from www.oanda.com

Value (us\$)
44,139.3 to 1,745,550,000

Explore Marine Ecosystem Service Values

...and by typeunderstand how the values compare...	...appreciate the total economic importance...	...recognize the importance of inshore values...	...see what Tuna values are retained by countries..	...and compare with global values.	Data Table
-------------------	---	--	--	---	------------------------------------	------------

Mouse over for more info
Click to select, exclude, group or export data, and to open data source



Highlight Country

- Fiji
- Global
- Kiribati
- Solomon Islands
- Tonga
- Vanuatu

Select Country

- Fiji
- Global
- Kiribati
- Solomon Islands
- Tonga
- Vanuatu

Values have been converted to US\$ based off January 1, 2015 currency rates from www.oanda.com

Value (us\$)
All values

Explore Marine Ecosystem Service Values

...and by typeunderstand how the values compare...	...appreciate the total economic importance...	...recognize the importance of inshore values...	...see what Tuna values are retained by countries..	...and compare with global values.	Data Table
-------------------	---	--	--	---	------------------------------------	-------------------

Country	Label	Year	Source	URL	Value (us\$)	
					59,207	4,299,020,000
Fiji	Aggregate mining licence reve..	2014	MACBIO 2015 MESV Fiji	http://macbio-pacific.info/macb..	74,261	
	Annual social carbon storage ..	2014	MACBIO 2015 MESV Fiji	http://macbio-pacific.info/macb..	437,310,000	
	Artisanal coastal fisheries	2014	MACBIO 2015 MESV Fiji	http://macbio-pacific.info/macb..	16,587,100	
	Costal protection from mangro..	2014	MACBIO 2015 MESV Fiji	http://macbio-pacific.info/macb..	10,655,900	
	Deep-sea mining licence reve..	2014	MACBIO 2015 MESV Fiji	http://macbio-pacific.info/macb..	77,232	
	Expenditure National Security ..	2015	Fiji 2015 Budget Estimate	http://fijilive.com/archive/show..	5,192,260	
	Expenditure of Environmental ..	2015	Fiji 2015 Budget Estimate	http://fijilive.com/archive/show..	399,067	
	Expenditure of Fisheries & For..	2015	Fiji 2015 Budget Estimate	http://fijilive.com/archive/show..	618,486	
	Export	2014	Fiji BoS 2014 Stats	http://www.statsfiji.gov.fj/	1,260,000,000	
	GDP	2014	Fiji BoS 2014 Stats	http://www.statsfiji.gov.fj/	4,299,020,000	
	GDP from fishing & aquaculture	2014	MACBIO 2015 MESV Fiji	http://macbio-pacific.info/macb..	6,468,960	
	Gross Tuna Value	2015	MACBIO 2015 MESV Fiji	http://macbio-pacific.info/macb..	26,000,000	
	Import	2014	Fiji BoS 2014 Stats	http://www.statsfiji.gov.fj/	2,880,000,000	
	Inshore commercial fisheries	2014	MACBIO 2015 MESV Fiji	http://macbio-pacific.info/macb..	26,986,700	
	Marine ecosystem services	2014	MACBIO 2015 MESV Fiji	http://macbio-pacific.info/macb..	1,745,550,000	
	Non-fillet frozen fish export	2013	OEC 2013 Stats	http://atlas.media.mit.edu/en/p..	83,568,800	
	Non-fillet Frozen Fish import	2013	OEC 2013 Stats	http://atlas.media.mit.edu/en/p..	89,113,400	
	Offshore commercial fisheries	2014	MACBIO 2015 MESV Fiji	http://macbio-pacific.info/macb..	10,108,100	
	Processed fish export	2013	OEC 2013 Stats	http://atlas.media.mit.edu/en/p..	61,686,400	
	Raw sugar export	2013	OEC 2013 Stats	http://atlas.media.mit.edu/en/p..	108,916,000	
	Refined petroleum import	2013	OEC 2013 Stats	http://atlas.media.mit.edu/en/p..	592,109,000	
	Subsistence fishing	2014	MACBIO 2015 MESV Fiji	http://macbio-pacific.info/macb..	29,675,800	
	Total expenditure	2015	Fiji 2015 Budget Estimate	http://fijilive.com/archive/show..	1,658,710,000	
Total revenue	2015	Fiji 2015 Budget Estimate	http://fijilive.com/archive/show..	1,558,180,000		
Total revenue from tourism	2012	MACBIO 2015 MESV Fiji	http://macbio-pacific.info/macb..	695,351,000		
Total shark-diving revenue to ..	2010	MACBIO 2015 MESV Fiji	http://macbio-pacific.info/macb..	41,784,300		
Kiribati	Average tuna licences revenue	2013	MACBIO 2015 MESV Kiribati	http://macbio-pacific.info/macb..	45,428,400	
	Carbon sequestration	2013	MACBIO 2015 MESV Kiribati	http://macbio-pacific.info/macb..	275,845	
	Copra Export	2013	OEC 2013 Stats	http://atlas.media.mit.edu/en/p..	832,789	
	EEZ surveillance by police de..	2013	MACBIO 2015 MESV Kiribati	http://macbio-pacific.info/macb..	491,118	
	Environment & Lands Salaries	2015	Kiribati 2015 Budget	http://www.mfed.gov.ki/sites/d..	1,295,310	
	Estimated total budget revenue	2015	Kiribati 2015 Budget	http://www.mfed.gov.ki/sites/d..	98,761,800	

Select Country

- Fiji
- Global
- Kiribati
- Solomon Islands
- Tonga
- Vanuatu

Ecosystem Service

- Carbon Storage
- Comparative value
- Coastal protection
- Fish
- Mining
- Other
- Research, managem..
- Total marine ecosyst..
- Tourism

Inshore/Offshore

- Null
- Inshore
- Offshore

Comparative Values

- Comparative value
- Ecosystem Service V..

Values have been converted to US\$ based off January 1, 2015 currency rates from www.oanda.com

2B 4B 6B 8B
Value (us\$)